


Corner to Corner Crochet: A Comprehensive Guide to This Versatile Technique

Corner to corner crochet (C2C) is a captivating crochet technique that allows you to create stunning blankets, afghans, and other projects with ease. Whether you're a seasoned crocheter or new to the craft, this guide will provide you with everything you need to know to master C2C crochet and elevate your crocheting skills to new heights.

C2C crochet involves working from one corner to the opposite corner, creating a diagonal fabric with distinct squares. The technique is characterized by its simple stitch pattern and ability to create a wide range of designs and patterns. It's perfect for projects that require a larger surface area, such as blankets and afghans.

To start your C2C crochet journey, you'll need the following materials:



CORNER TO CORNER CROCHET: The Essential Guide with Pictures to learn C2C Crocheting patterns with Projects like Blankets, Pillows, Throws and Zoodiacs Afghan

★★★★☆ 4.2 out of 5

Language : English
File size : 33233 KB
Text-to-Speech : Enabled
Screen Reader : Supported
Enhanced typesetting : Enabled
Print length : 91 pages
Lending : Enabled



- Medium-weight yarn (worsted weight or DK weight)
- Crochet hook appropriate for the yarn weight (typically a 4.5mm or 5mm hook)
- Scissors
- Yarn needle

The cornerstone of C2C crochet is the basic C2C stitch. Here's a step-by-step breakdown:

1. Chain 4 and slip stitch into the first chain to form a ring.
2. Chain 3 and double crochet into the ring.
3. Chain 2 and double crochet twice into the first chain space.
4. Chain 2 and double crochet thrice into the next chain space.
5. Repeat steps 3 and 4 until you reach the end of the row.
6. Chain 3 and turn your work.
7. Double crochet into the first three double crochet stitches from the previous row.
8. Chain 2 and double crochet into the next three double crochet stitches from the previous row.
9. Repeat steps 7 and 8 until you reach the end of the row.


The beauty of C2C crochet lies in its versatility. You can create a myriad of designs and patterns by varying the colors of yarn used in each row. Here are some ideas:

- **Stripes:** Alternate between two or more colors to create classic stripes.
- **Checkerboard:** Use alternating squares of two different colors for a bold and graphic look.
- **Gradients:** Gradually transition from one color to another for a subtle and elegant effect.
- **Pictures and Images:** With careful planning and color placement, you can even crochet images and pictures.
- **Keep track of your rows:** Use stitch markers or a row counter to ensure accuracy.
- **Count your stitches:** Check the number of stitches in each row regularly to avoid any mistakes.
- **Use a light-colored yarn for the first few rows:** This will make it easier to see your stitches and avoid errors.
- **Practice the basic stitch:** Master the basic C2C stitch before attempting more complex patterns.
- **Don't be afraid to experiment:** The beauty of C2C crochet is its boundless possibilities. Experiment with different colors and patterns to create unique and eye-catching projects.

The possibilities with C2C crochet are endless. Here are a few project ideas to inspire your creativity:

- **Blankets:** Create cozy and decorative blankets for your home or as gifts.
- **Afghans:** Make larger afghans for added warmth and comfort on cold nights.
- **Wall hangings:** Elevate your home décor with unique and artistic wall hangings made using C2C crochet.
- **Bags and accessories:** Design practical and stylish bags, pouches, and other accessories using this versatile technique.
- **Amigurumi:** Bring adorable characters and creatures to life using C2C crochet.

Corner to corner crochet is an incredibly versatile and rewarding technique that allows you to unleash your creativity and create stunning projects. With a little patience and practice, you can master this technique and expand your crocheting repertoire significantly. Embrace the possibilities of C2C crochet and enjoy the satisfaction of creating beautiful and unique works of art.



CORNER TO CORNER CROCHET: The Essential Guide with Pictures to learn C2C Crocheting patterns with Projects like Blankets, Pillows, Throws and Zodiacs Afghan

★★★★☆ 4.2 out of 5

Language : English

File size : 33233 KB


Text-to-Speech : Enabled

Screen Reader : Supported
Enhanced typesetting: Enabled
Print length : 91 pages
Lending : Enabled



Learn to Make the Perfect Tapas Dishes Through the Amazing Recipes

If you're looking to learn how to make the perfect tapas dishes, then you need to check out this amazing book. With over 100 recipes, this book will...



Unlock the Secrets of Publishing Law: A Comprehensive Guide for Success

Embark on a literary journey where the complexities of publishing law are demystified in The Law In Plain English For Publishers. This indispensable guide empowers authors,...