

How To Build Wooden Gates Picket Fences




Transform your outdoor space into a private sanctuary or a charming haven with the perfect wooden gate and picket fence. Whether you're an experienced DIY enthusiast or a weekend warrior looking for a challenging project, this guide will empower you to create the outdoor oasis you've always dreamt of.

How to Build Wooden Gates & Picket Fences by Kevin Geist

★★★★☆ 4 out of 5

Language : English



File size	: 48437 KB
Text-to-Speech	: Enabled
Screen Reader	: Supported
Enhanced typesetting	: Enabled
Print length	: 225 pages



Chapter 1: Choosing the Right Materials

The foundation of a sturdy and aesthetically pleasing gate or fence lies in the materials you select. This chapter explores the different types of wood available, their properties, and how to choose the best option for your specific needs.

- **Cedar:** Naturally rot-resistant and durable, cedar is an excellent choice for long-lasting structures.
- **Redwood:** Similar to cedar, redwood offers exceptional resistance to rot and decay.
- **Pine:** An affordable and versatile wood, pine may require more maintenance than cedar or redwood.
- **Pressure-Treated Lumber:** Treated with preservatives for increased resistance to moisture and pests, pressure-treated lumber is ideal for gates and fences exposed to harsh elements.

Chapter 2: Designing Your Gate or Fence

Before you start building, it's crucial to design your gate or fence to ensure it meets your functional and aesthetic preferences. This chapter provides guidance on:

- **Determining the Purpose:** Consider the primary purpose of your gate or fence, such as privacy, security, or ornamentation.
- **Choosing the Style:** Explore various styles, from classic picket fences to modern slatted gates, and select the one that complements your home's architecture.
- **Measuring and Planning:** Carefully measure the area where you intend to install your gate or fence and create a detailed plan to ensure a precise construction.

Chapter 3: Building the Gate



With the design finalized, it's time to embark on the construction process. This chapter provides step-by-step instructions on how to:

- **Creating the Frame:** Assemble the frame of your gate using sturdy wood beams or pressure-treated lumber.

- **Installing the Pickets:** Choose and attach the pickets to the frame using nails or screws, ensuring even spacing.
- **Adding Braces and Hinges:** Enhance the stability of your gate by installing braces and attaching hinges to allow for smooth opening and closing.

Chapter 4: Building the Fence



Similar to building the gate, constructing a picket fence involves a series of crucial steps. This chapter guides you through:

- **Setting the Posts:** Place and secure the fence posts in the ground at regular intervals using concrete or post anchors.
- **Installing the Rails:** Attach horizontal rails to the posts to provide support and structure for the pickets.
- **Adding the Pickets:** Attach the pickets to the rails using nails or screws, ensuring they are aligned and level.


Chapter 5: Finishing and Maintenance

Once your gate or fence is complete, it's time to add the finishing touches to enhance its appearance and durability. This chapter covers:

- **Sanding and Staining:** Smooth out any rough edges by sanding and apply a stain or paint to match your desired aesthetic.
- **Adding Hardware:** Install a latch, lock, or other hardware to secure your gate or fence.
- **Regular Maintenance:** Keep your gate or fence in pristine condition with regular cleaning, inspections, and occasional repairs.

With the knowledge gained from this comprehensive guide, you are now equipped to create a stunning wooden gate or picket fence that will elevate the beauty and functionality of your outdoor space. Embrace the challenge, follow the instructions carefully, and transform your property into a haven of privacy, security, and aesthetic appeal. May your gate or fence become a testament to your DIY skills and a source of pride for years to come!

Free Download Your Copy Today!



How to Build Wooden Gates & Picket Fences by Kevin Geist


★★★★☆ 4 out of 5

Language : English
File size : 48437 KB
Text-to-Speech : Enabled
Screen Reader : Supported
Enhanced typesetting : Enabled
Print length : 225 pages



Learn to Make the Perfect Tapas Dishes Through the Amazing Recipes

If you're looking to learn how to make the perfect tapas dishes, then you need to check out this amazing book. With over 100 recipes, this book will...



Unlock the Secrets of Publishing Law: A Comprehensive Guide for Success

Embark on a literary journey where the complexities of publishing law are demystified in The Law In Plain English For Publishers. This indispensable guide empowers authors,...

