


How To Get Great Sound From Any Studio No Matter How Weird Or Cheap Your Gear Is

In this book, you'll learn how to get great sound from any studio, no matter how weird or cheap your gear is. You'll learn how to choose the right gear for your needs, how to set up your studio, and how to record, mix, and master your music.



Guerrilla Home Recording: How to Get Great Sound from Any Studio (No Matter How Weird or Cheap Your Gear Is) by Kevin Oliver

★★★★☆ 4.5 out of 5

Language : English

File size : 4842 KB

Text-to-Speech: Enabled

Screen Reader: Supported

Print length : 208 pages



Chapter 1: Choosing The Right Gear For Your Needs

The first step to getting great sound from your studio is to choose the right gear for your needs. This means considering your budget, your recording space, and the type of music you want to make.

If you're on a tight budget, you don't have to spend a lot of money to get good gear. There are plenty of affordable options available that can produce great results.

If you have a small recording space, you'll need to choose gear that is compact and portable. You may also want to consider investing in acoustic treatment to help control the sound in your room.

The type of music you want to make will also influence your gear choices. If you're planning on recording heavy metal, you'll need different gear than if you're planning on recording folk music.

Chapter 2: Setting Up Your Studio

Once you've chosen your gear, you need to set up your studio. This involves creating a comfortable and productive workspace.

The first step is to choose a location for your studio. You want to choose a space that is quiet and free from distractions. You also want to make sure that the space is large enough to accommodate your gear and your musicians.

Once you've chosen a location, you need to set up your gear. This involves connecting your gear and making sure that everything is working properly. You also need to set up your acoustic treatment to help control the sound in your room.

Chapter 3: Recording Your Music

Now that your studio is set up, you're ready to start recording your music. The first step is to set up your microphones. You want to choose the right microphones for your instruments and your recording space.

Once your microphones are set up, you need to set your recording levels. You want to make sure that your levels are high enough to get a good

signal, but not too high that you're clipping.

Once your levels are set, you're ready to start recording. You can record your tracks one at a time, or you can record them all at once. If you're recording multiple tracks, you'll need to use a multi-track recorder. [Free Download](#).

Chapter 4: Mixing Your Music

Once you've recorded your tracks, you need to mix them. Mixing involves balancing the levels of your tracks, adding effects, and creating a cohesive sound.

There are many different ways to mix your music. You can use a mixing console, a software mixer, or a combination of both. The best way to learn how to mix is to experiment and find what works for you.


Chapter 5: Mastering Your Music

Once you've mixed your music, you need to master it. Mastering is the final step in the recording process, and it involves making your music sound its best.

There are many different ways to master your music. You can use a mastering engineer, or you can do it yourself using software. If you're mastering your music yourself, there are many online resources that can help you learn how to do it properly.

Getting great sound from your studio doesn't have to be difficult or expensive. By following the tips in this book, you can learn how to choose the right gear, set up your studio, and record, mix, and master your music.

So what are you waiting for? Get started today and start making great music!



Guerrilla Home Recording: How to Get Great Sound from Any Studio (No Matter How Weird or Cheap Your Gear Is) by Kevin Oliver

★★★★☆ 4.5 out of 5

Language : English

File size : 4842 KB

Text-to-Speech : Enabled


Screen Reader : Supported

Print length : 208 pages



Learn to Make the Perfect Tapas Dishes Through the Amazing Recipes

If you're looking to learn how to make the perfect tapas dishes, then you need to check out this amazing book. With over 100 recipes, this book will...



Unlock the Secrets of Publishing Law: A Comprehensive Guide for Success

Embark on a literary journey where the complexities of publishing law are demystified in *The Law In Plain English For Publishers*. This indispensable guide empowers authors,...